




Oral[®]

Tel: 00971 65266833

Fax: 00971 65285752

email: tashyeed.gt@gmail.com



ARCHITECTURAL Glass Fittings

AN ISO 9001:2008 COMPANY

Company Profile

Company Profile

We, Ravi Industries, stand as the premier company in providing a comprehensive range of S. S. Railing Baluster and Fitting & Hardware products with the brand name of ORAL. We, at Ravi Industries, wish to leave no stone unturned to satisfy our customers in India and Overseas. Be it Door Fittings, **Glass Fittings**, Furniture Fittings, Bathroom Fittings and Fitting Accessories, we want to be present in every sphere of your life, enhancing the way you live.

To create an infrastructure organization of the magnitude as ours, it takes a highly progressive and professional management team. We are proud to display our pool of talent that includes experts from diverse fields such as engineering, architecture, design, and management disciplines.

At Ravi Industries, the most cherished thing is its customer's trust, which we have earned with our commitment to quality and innovation. Through the years, "Perfection" has been the only goal we pursue. In order to satisfy customers, with continuous efforts, we are working towards perfection through a Quality Assurance System, which has given us the ISO:9001:2000 certificate. With persistence and effort, we have become one of the leading enterprises of hardware fittings in India and overseas.

Our Quality Policy

Ravi Industries has been transforming mundane homes into glamorous with their designer fittings across the country, for years. And now the company known for innovations, has taken a step further by providing complete Architectural Railing solutions.

The novel concept is the result of the company's understanding that each requirement is unique and a reflection of the individual's personality. The centre thus provides customized solutions and ideas for every need and every budget.

Our Architectural Hardware **Glass Fittings** can be best described as the last stop for one's complete requirements. After all, at Ravi Industries, we have a continuous desire for improvement and a constant concern for providing more to our customers. We work with one sole objective: that you should continue trusting us for better lifestyle solutions!

Export

We build our own brand ORAL. The range includes Door Fittings, **Glass Fittings**, Furniture Fittings, Bathroom Fittings and Fitting Accessories. After successfully catering in local market we explore ourselves into international market & started to export in major part of the world with offices in USA & AUSTRILIA & we have been successfully catering to the Builders/Contractors, Designers, architects, etc.

We are guided by our parent company Kailash Engineers, who holds a rich industry, experience in the respective domain. We dedication ourselves towards the work, & we have progressed immensely and reached to a soaring heights of success



QM 004



www.iqcglobal.com

AN ISO 9001 : 2008 COMPANY



CE-1939



Shower Hinges	04
Glass Connectors	06
Glass Sealing Profiles	07
Frame Less Shower Fittings	08
Patch Fittings & Floor Spring	09
Spider Fittings & Routel Fittings	13
Splice Plate, Fin Plates & Canopy Fittings	15
Door Closers	16
Glass Sliding & Folding Systems	17
Glass Sliding Door Handles with Locks	28
Automatic Sensor Door's System	31
Glass Sliding Fittings	32
Wooden Sliding Fitting System	39
Glass Glazing Profile & Glass Door Handles with Lock	40
Point Fixing & Point Glass Fitting System	41
Glass Hinges	42
Mortise Handles	43
Mortise Handles, Locks, Cylinders	45
Glass Door Handles	46
Glass Fittings Accessories	47



SHOWER HINGES

SHOWER HINGES Stainless Steel 304 (SSS/PSS)



OR-SH-11
Wall To Glass Hinges 90°
For 08mm to 12mm



OR-SH-12
Glass To Glass Hinges 180°
For 08mm To 12mm



OR-SH-13
Glass To Glass Hinges 135°
For 08mm to 12mm



OR-SH-14
Glass To Glass Hinges 90°
For 08mm to 12mm



OR-SH-15
Fixed Clip
For 08mm to 12mm



OR-SH-16
Wall To Glass Hinges (One Side)
For 08mm to 12mm



OR-SH-17
Glass To Glass Hinges
For 2 Door | For 08mm To 12mm

SHOWER HINGES Brass (BN/CP)



OR-BSH-11
Wall To Glass Hinges 90°
For 08mm to 12mm



OR-BSH-12
Glass To Glass Hinges 180°
For 08mm to 12mm



OR-BSH-13
Glass To Glass Hinges 135°
For 08mm to 12mm



OR-BSH-14
Glass To Glass Hinges 90°
For 08mm to 12mm



OR-BSH-15
Fixed Clip
For 08mm to 12mm



OR-BSH-16
Wall To Glass Hinges (One Side)
For 08mm to 12mm

SHOWER HINGES Zinc Alloy (SSS/PSS)



OR-ZSH-11
Wall To Glass Hinges 90°
For 08mm to 12mm



OR-ZSH-12
Glass To Glass Hinges 180°
For 08mm to 12mm



OR-ZSH-13
Glass To Glass Hinges 135°
For 08mm to 12mm



OR-ZSH-14
Wall To Glass Hinges 90°
For 08mm to 12mm



OR-ZSH-15
Fixed Clip
For 08mm to 12mm



OR-ZSH-16
Wall To Glass Hinges (One Side)
For 08mm to 12mm

GLASS CONNECTORS Stainless Steel 304 (SSS/PSS)



OR-GC-01
Floor / Wall To Glass Connector
For 08mm To 12mm



OR-GC-02
Wall To Glass Connector 90°
For 08mm To 12mm



OR-GC-03
Glass To Glass Connector 135°
For 08mm To 12mm



OR-GC-04
Glass To Glass Connector 90°
For 08mm To 12mm



OR-GC-05
Glass To Glass Connector 180°
For 08mm To 12mm



OR-GC-06
Wall To Glass Connector 180°
For 08mm To 12mm



OR-GC-07
Three Way 90° Glass To Glass
Connector For 08mm To 12mm



OR-GC-08
Wall To Glass Connector Hinge
Without Spring Action For
06mm To 08mm



OR-GC-09
Wall To Glass Connector Hinge
Without Spring Action For
06mm To 08mm



OR-GC-10(Fix Bracket)
OR-GC-10 R(Radius)
For Round And Square Pipe
For 08mm To 12mm



OR-GC-11
Wall To Glass 90°
For 08mm to 12mm



OR-GC-12 (Square)
OR-GC-12 R(Radius)
Square Railing Connector
For 08mm To 12mm

SHEET METAL Stainless Steel 304



OR-SMGC-111
Floor / Wall To Glass Connector
For 08mm To 12mm



OR-SMGC-112
Wall To Glass Connector 90°
For 08mm To 12mm



OR-SMGC-113
Glass To Glass Connector 135°
For 08mm To 12mm



OR-SMGC-114
Glass To Glass Connector 90°
For 08mm To 12mm



OR-SMGC-115
Glass To Glass Connector 180°
For 08mm To 12mm



OR-SMGC-116
Wall To Glass Connector 180°
For 08mm To 12mm


GLASS SEALING PROFILE



OR-GP-01
Glass To Glass Weather
Seal 180° For 08mm to 12mm
Transparent (2.2Mtr.)



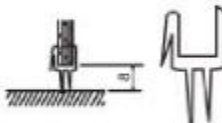
OR-GP-02
Glass To Glass Weather
Seal | 10mm | 12mm
Transparent (2.2Mtr.)



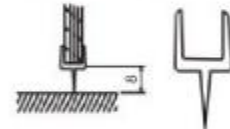
OR-GP-03
Glass To Floor/Wall Weather
Seal | 08mm | 12mm
Transparent (2.2Mtr.)



OR-GP-04
Glass To Wall/Bottom Weather
Seal | 08mm | 12mm
Transparent (2.2Mtr.)



OR-GP-05
Glass To Wall/Bottom Weather
Seal | 10mm | 12mm
Transparent (2.2Mtr.)



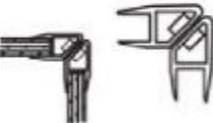
OR-GP-06
Glass To Floor/Wall Weather
Seal | 08mm | 10mm | 12mm
Transparent (2.2Mtr.)




OR-GP-07
Glass To Glass 90° Magnetic
Seal | 08mm | 10mm | 12mm
Transparent With Wight
Magnet (2.2Mtr.)
(Supplied in Pair)



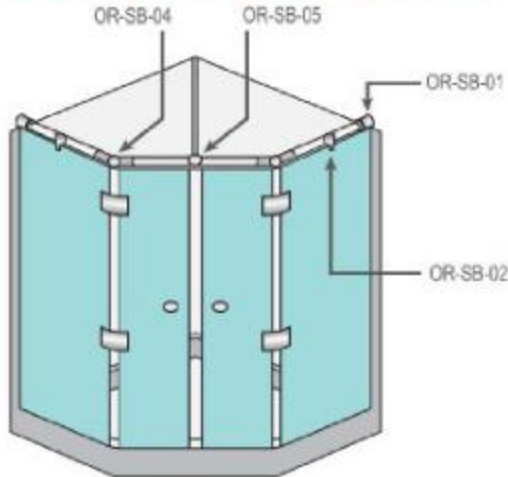
OR-GP-08
Glass To Glass 135° Magnetic
Seal | 08mm | 10mm | 12mm
Transparent With Wight
Magnet (2.2Mtr.)(Supplied in Pair)



OR-GP-09
Glass To Glass 180° Magnetic
Seal | 08mm | 10mm | 12mm
Transparent With Wight Magnet
(2.2Mtr.)(Supplied in Pair)



FRAME LESS SHOWER HEADERS Brass



OR-SB-01
Rod To Wall Connector For
Ø19mm Rod(BN/CP)



OR-SB-02
Rod To Glass Connector For
Ø19mm Rod(BN/CP)



OR-SB-03
Top Rod To Wall Connector For
Ø19mm Rod(BN/CP)



OR-SB-04
Support Clamp For Two Way
Connecting Rod For Ø19mm
Tube | (BN/CP)



OR-SB-05
Support Clamp For Three Way
Connecting Rod For Ø19mm
Tube | (BN/CP)



OR-SB-06
19mm Round Rod Stainless
Steel 304 (SSS/PSS)

SHOWER GLASS KNOB (S.S. 304)



OR-SKB-07
Shower Glass Door Knob
(SSS/PSS)



OR-SKB-08
Shower Glass Door Knob
(SSS/PSS)



OR-SKB-09
Shower Glass Door Knob
(SSS/PSS)

SHOWER GLASS HANDLE Stainless Steel 304 (SSS/PSS)



OR-SCH-06
Round Shower Glass Handle
For 08mm To 12mm



OR-SCH-07
Square Shower Glass Handle
For 08mm To 12mm

PATCH FITTINGS

POINT PATCH FITTINGS Stainless Steel 304 (SSS/PSS)



OR-PPF-222
Top Point Patch Fitting
For 10mm To 12mm

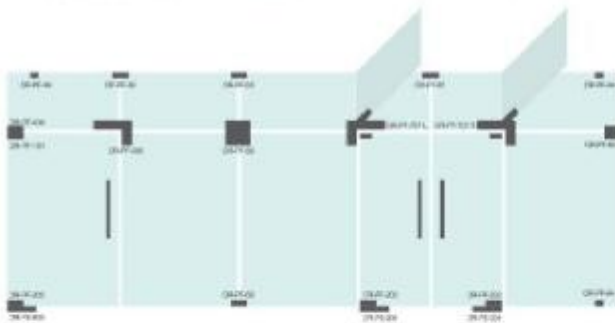


OR-PPF-223
Bottom Point Patch Fitting
For 10mm To 12mm



OR-PPF-224
Top Point Pivot

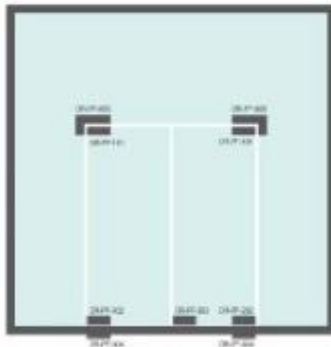
PATCH FITTINGS Aluminium Alloy Body & Cover Plate S. S. 304 (SSS/PSS)



OR-PF-101
Top Patch



OR-PF-202
Bottom Patch



OR-PF-303
Patch Lock



OR-PF-303
Strike Box For OR-PF-303

PATCH FITTINGS

Aluminium Alloy Body & Cover Plate S. S. 304 (SSS/PSS)



OR-PF-404
Over Panel Patch With Pivot



OR-PF-505(Small "L")
Over Panel Side Panel Patch



OR-PF-606(Big "L")
Over Panel Side Panel Patch
With Pivot



**OR-PF-707R
(Right Patch Pivot)**
Over Panel Side Panel Patch
With Fin



OR-PF-707L(Left Patch Pivot)
Over Panel Side Panel Patch
With Fin



OR-PF-808
Over Panel Patch For Double
Door



OR-PF-909
Bottom Bearing Patch Pivot



OR-PF-1010
Top Patch Pivot



OR-PF-64
Connector Patch Aluminium



**OR-PF-65
(Fit for Wall Side)**
Connector Patch For
Two Glass Panel



OR-PF-66
Connector Patch For
Four Glass Panel



OR-PF-68(Fit for Glass Side)
Connector For 2 Glass Panel



SOLID PATCH FITTINGS Solid Stainless Steel 304 (SSS/PSS)



OR-PF-121
Top Patch



OR-PF-122
Bottom Patch



OR-PF-123
Patch Lock With Cylinder



OR-PF-123 s
Strike Box For Patch Lock



OR-PF-124
Over Panel Patch With Pivot



OR-PF-125 (Small "L")
Over Panel Side Patch Solid



OR-PF-126 (Big "L")
Over Panel Side Patch With Pivot



OR-PF-127 R (Right Patch Pivot)
Over Panel Side Patch With Fin



OR-PF-127 L (Left Patch Pivot)
Over Panel Side Patch With Fin



OR-PF-128
Over Panel Patch For Double Door



OR-PF-129
Top Patch Pivot



PATCH FITTINGS

PATCH RAIL FITTINGS

Aluminium Alloy



OR-PRF-107

Top Door Rail Patch With 10mm | 12mm
Gasket Cover Plate S.S 304




OR-PRF-108

Bottom Door Rail Patch With Lock
With 10mm | 12mm Gasket Cover Plate S.S 304

FLOOR SPRING

FLOOR SPRING



OR-FS-604

Single Spindle Floor Spring
Weight Capacity: 60 To 90 Kg
Cycle Tested: 5,00,000
S.S Cover Plate & Metal Body



OR-FS-904

Double Spindle Floor Spring
Weight Capacity: 90 To 120 Kg
Cycle Tested: 5,00,000
S.S Cover Plate & Metal Body



OR-FS-1040

Double Spindle Floor Spring
Weight Capacity: 120 To 150 Kg
Cycle Tested: 5,00,000
S.S Cover Plate & Metal Body



OR-FS-1041

For Wooden Door & Aluminium
Door Fitting Accessories

SPIDER FITTINGS & ROUTELS

SPIDER FITTINGS Stainless Steel 304/316 (200mm Arm Distance)



OR-01
4 Way Fin Type Spider



OR-02
2 Way Fin Type Spider



OR-03
4 Way Point Type Spider



OR-04
3 Way Point Type Spider



OR-05
2 Way Point Type Spider
Installed at 90°



OR-06
2 Way Point Type Spider
Installed at 180°



OR-07
Single Way Point Type Spider
Installed at 90°



OR-08
2 Way Fin Type Spider
Installed at 90°



OR-09
One Way Fin Type Spider
Installed at 45° Right Side



OR-10
One Way Fin Type Spider
Installed at 45°



OR-11
Single Way Fin Type Spider
Installed at 90°



OR-12
4 Way Point Type Spider 90°
Installed at 180°



OR-13
4 Way Point Type Spider 135°
Installed at 180°

SPIDER FITTINGS & ROUTELS

SPIDER FITTINGS

Stainless Steel 316 (220mm Arm Distance)



OR-SF-220
4 Way Point Type Spider



OR-SF-221
3 Way Point Type Spider



OR-SF-222
2 Way Point Type Spider
Installed 90°



OR-SF-223
2 Way Point Type Spider
Installed 180°



OR-SF-224
Single Way Point Type Spider
Installed 90°



OR-SF-225
4 Way Point Type Spider 90°
Installed 90°



OR-SF-226
4 Way Point Type Spider
135° Installed 90°

ROUTELES

Stainless Steel 304/316



OR-AR-01
Articulated Routel Flat Type
Head
Size:45mm | 60mm



OR-CR-02
Countersunk Routel



OR-DR-03
Degree Routel
Size:50mm



OR-FR-04
Flate Routel
Size:50mm



OR-RS-05
Point Type Spider Stud



SPLICE PLATE & FIN PLATE FITTINGS

SPLICE PLATE FITTINGS Stainless Steel 304 (SSS/PSS)



OR-SP-200

Splice Plate 200mm To Hold Two Pieces of Fin Together Two Point Holder With Each Fin Part



OR-SP-250|300

Splice Plate 250mm|300mm To Hold Two Pieces of Fin Together Three Point Holder With Each Fin Part



OR-SP-350|400

Splice Plate 350mm|400mm To Hold Two Pieces of Fin Together Three Point Holder With Each Fin Part



OR-FP-200

Fin Plate 200mm To Hold Fin With Ceiling or Floor Two Point Holder With Each Fin Part



OR-FP-250|300

Fin Plate 250mm|300mm To Hold Fin With Ceiling or Floor Three Point Holder With Each Fin Part



OR-FP-350|400

Fin Plate 350mm |400mm To Hold Fin With Ceiling or Floor Three Point Holder With Each Fin Part



CANOPY FITTINGS S.S. 304



OR-CF-031

Hold Glass With Wall at 90° for 10mm to 12mm



OR-CF-032

Hold Glass for Canopy With Rod With OR-CF-033 for 10mm to 12mm



OR-CF-033

Hold Rod With Wall



OR-CF-034

Hold Glass With Wall at 90° for 10mm to 12mm



OR-CF-035

Hold Glass for Canopy with Rod with OR-CF-036 For 10mm to 12mm



OR-CF-036

Hold Rod With Wall



OR-CF-037

Rod - 10mm, 16mm

DOOR CLOSER



OR-DC-100
 Door Closer(Regular)
 Weight Cap.: 45 to 60 kg
 Material: Aluminium Body
 Colour: Silver/Golden/Brown
 Cycle Tested: 1,00,000



OR-DC-200
 Door Closer(Universal)
 Weight Cap.: 60 to 80 kg
 Material: Aluminium Body
 Colour: Silver/Golden/Brown
 Cycle Tested: 1,00,000



OR-DC-300
 Door Closer(Regular)
 Weight Cap.: 60 to 80 kg
 Material: Aluminium Body
 Colour: Silver/Golden/Brown
 Cycle Tested: 1,00,000



OR-DC-400
 Door Closer(Regular)
 Weight Cap.: 45 to 60 kg
 Material: Aluminium Solid
 Colour: Silver/Golden/Brown
 Cycle Tested: 1,00,000



OR-DC-800
 Door Closer(Regular Small)
 Weight Cap.: 25 to 45 kg
 Material: Aluminium Solid
 Colour: Silver/Golden/Brown
 Cycle Tested: 1,00,000

DOOR CLOSER



OR-DC-500
 Concealed Door Closer
 Weight Cap.: 60 to 80 kg
 Material: Aluminium Body
 Colour: Silver/Golden/Brown
 Cycle Tested: 5,00,000



OR-DC-600
 Concealed Door Closer
 Weight Cap.: 60 to 80 kg
 Material: Aluminium Body
 Colour: Silver/Golden/Brown
 Cycle Tested: 5,00,000



OR-DC-700
 Concealed Door Closer
 Weight Cap.: 60 to 80 kg
 Material: Aluminium Body
 Colour: Silver/Golden/Brown
 Cycle Tested: 5,00,000



OR-DC-900
 Concealed Door Closer
 Weight Cap.: 60 to 80 kg
 Material: Aluminium Solid
 Colour: Silver/Golden/Brown
 Cycle Tested: 5,00,000

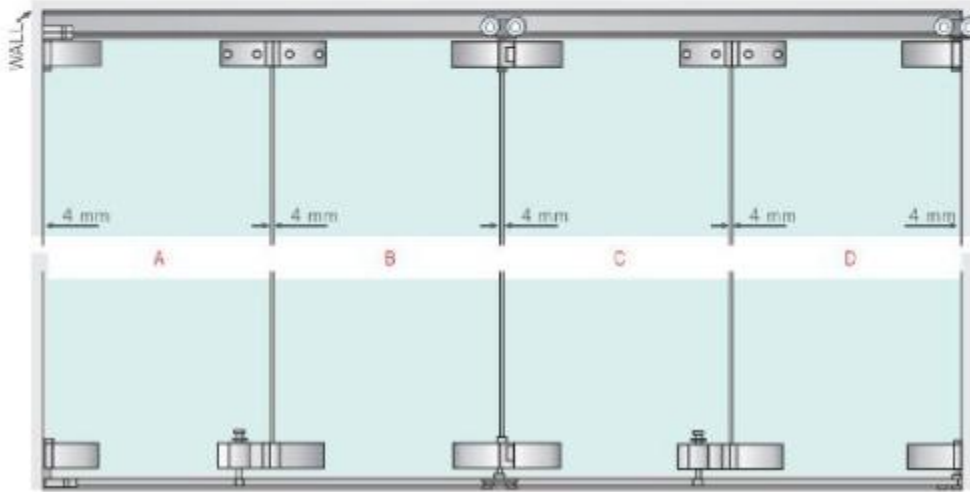
GLASS SLIDING & FOLDING SYSTEM - 501 P

FEATURES

- Advanced Folding Mechanism for Up To 6 Frameless Glass Panels.
- Glass Folding System is Designed For Both Interior And Exterior Applications.
- Panel are Connected Using A Hinges System.
- Nylon Wheels Integrated Bearing For Quite Easy Running.
- Integrated Bolt Lock For Security.

MATERIAL
Solid Stainless Steel-304

FINISHES
SSS



ORGSLDF-501-P
Start Panel With Top
And Bottom Pivot Device

ORGSLDF-501-B
Folding Panel With Top,
Bottom Hinges, Bottom
Locking Device

DFGSLOR-501-C
Folding Panel With Top,
Roller & Hinges And
Bottom Roller Guide

ORGSLDF-501-B
Folding Panel With Top,
Bottom Hinges, Bottom
Locking Device

ORGSLDF-501-D
End Panel With Top Roller
And Bottom Roller
Guide




Calculation of Glass Weight

Thickness of Glass	Approx Weight per sq.ft
6mm	1.40Kg
8mm	1.85 Kg
10mm	2.35 Kg
12mm	2.95 Kg

For Ordering Information for Glass Sliding Folding System - 501 P Please Refer to Page No.27



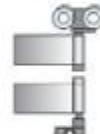
ORGSLDF-501 P
Top and Bottom Pivot



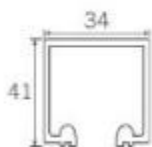
ORGSLDF-501 B
Glass to Glass Connector
with Locking Stopper



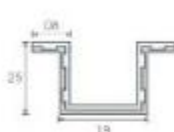
DFGSLOR-501 C
Intermediate Roller
with Guide Roller



ORGSLDF-501 D
End Roller with
Guide Roller



OR-SGF-012
Top Aluminium Track



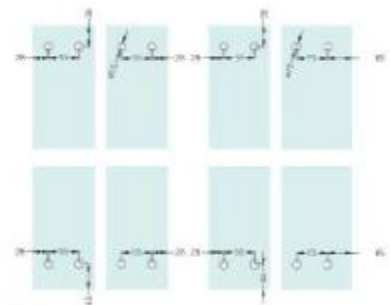
OR-SG-043
Bottom Aluminium Track



PVC SEALING
Weather Seal



**SLIDING HANDLE
WITH LOCK**
Glass to Glass
Wall to Glass



⊕ GLASS PREPARATION

GLASS SLIDING & FOLDING SYSTEM - 511 P

FEATURES

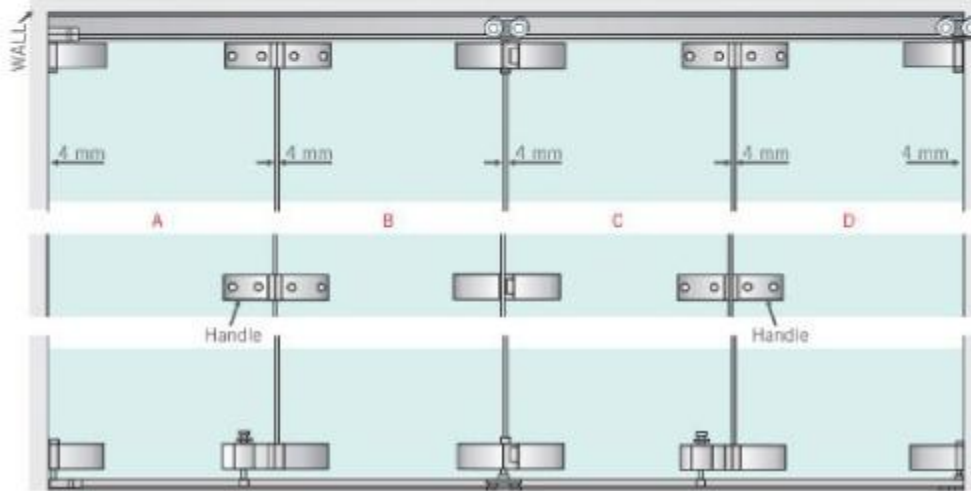
- Advanced Folding Mechanism for Up To 6 Frameless Glass Panels.
- Glass Folding System Is Designed For Both Interior And Exterior Applications.
- Panels are Connected Using A Hinges System.
- Nylon Wheels Integrated Bearing For Quite Easy Running.
- Integrated Bolt Lock For Security.

MATERIAL

Solid Stainless Steel-304

FINISHES

SSS



ORGLSDF-511-P

Start Panel With Top And Bottom Pivot Device

ORGLSDF-511-B

Folding Panel With Top, Bottom Hinges, Bottom Locking Device and Center Hinge With Handle

ORGLSDF-511-C

Folding Panel With Top, Roller Bottom Roller Guide & Center Hinges

ORGLSDF-511-B

Folding Panel With Top, Bottom Hinges, Bottom Locking Device And Center Hinge With Handle

ORGLSDF-501-D

End Panel With Top Roller And Bottom Roller Guide



Calculation of Glass Weight

Thickness of Glass	Approx Weight per sq. ft
6mm	1.40 Kg
8mm	1.85 Kg
10mm	2.35 Kg
12mm	2.95 Kg

For Ordering Information for Glass Sliding Folding System - 511 P Please Refer to Page No.27



ORGLSDF-511 P
Top and Bottom Pivot



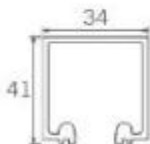
ORGLSDF-511 B
Glass to Glass Connector with Locking Stopper



ORGLSDF-511 C
Intermediate Roller with Guide Roller



ORGLSDF-511 D
End Roller with Guide Roller



OR-SGF-012
Top Aluminium Track




OR-SG-043
Bottom Aluminium Track



ORGLSDF-501 B-H
Glass to Glass Connected Without Stopper



ORGLSDF-501 S
Glass Sliding Folding Stopper



GLASS PREPARATION


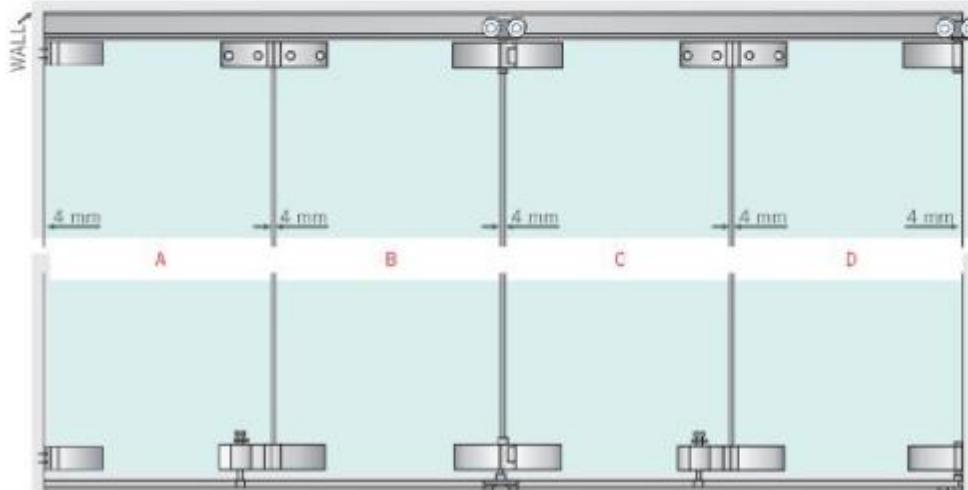
GLASS SLIDING & FOLDING SYSTEM - 501 H

FEATURES

- Advanced Folding Mechanism for Up To 6 Frameless Glass Panels.
- Glass Folding System Is Designed For Both Interior And Exterior Applications.
- Panel are Connected Using A Hinges System.
- Nylon Wheels Integrated Bearing For Quite Easy Running.
- Integrated Bolt Lock For Security

MATERIAL
Solid Stainless Steel-304

FINISHES
SSS



ORGSLDF-501-H

Start Panel With Top And Bottom Wall To Glass Hinges

ORGSLDF-501-B

Folding Panel With Top, Bottom Hinges, Bottom Locking Device

ORGSLDF-501-C

Folding Panel With Top, Roller & Hinges And Bottom Roller Guide

ORGSLDF-501-B

Folding Panel With Top, Bottom Hinges, Bottom Locking Device

ORGSLDF-501-D

End Panel With Top Roller And Bottom Roller Guide




Calculation of Glass Weight

Thickness of Glass	Approx Weight per sq ft
6mm	1.40 Kg
8mm	1.85 Kg
10mm	2.35 Kg
12mm	2.95 Kg

For Ordering Information for Glass Sliding Folding System - 501 H Please Refer to Page No.27



ORGSLDF-501 H
Wall To Glass Connected Hinges



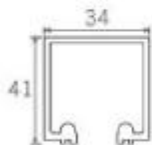
ORGSLDF-501 B
Glass to Glass Connector with Locking Stopper



ORGSLDF-501 C
Intermediate Roller with Guide Roller



ORGSLDF-501 D
End Roller with Guide Roller



OR-SGF-012
Top Aluminium Track




OR-SG-043
Bottom Aluminium Track



PVC SEALING
Weather Seal



SLIDING HANDLE WITH LOCK
Glass to Glass Wall to Glass



GLASS PREPARATION

GLASS SLIDING & FOLDING SYSTEM - 511 H

FEATURES

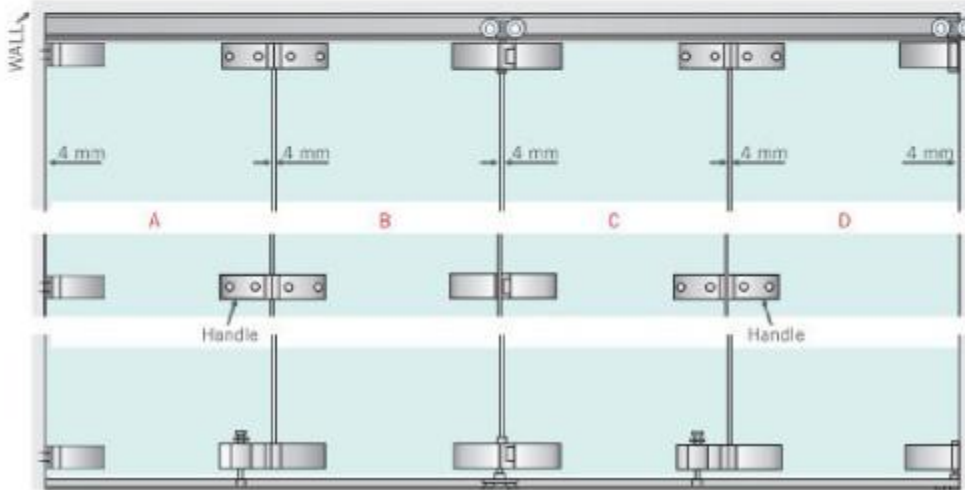
- Advanced Folding Mechanism for Up To 6 Frameless Glass Panels.
- Glass Folding System Is Designed For Both Interior And Exterior Applications.
- Panels are Connected Using A Hinges System.
- Nylon Wheels Integrated Bearing For Quite Easy Running.
- Integrated Bolt Lock For Security

MATERIAL

Solid Stainless Steel-304

FINISHES

SSS



ORGLSDF-511-H

Start Panel With Top And Bottom Wall To Glass Hinges

ORGLSDF-511B

Folding Panel With Top, Bottom Hinges, Bottom Locking Device And Center Hinges With Handle

ORGLSDF-511-C

Folding Panel With Top, Roller Bottom Guide Roller & Center Hinges

ORGLSDF-511-B

Folding Panel With Top, Bottom Hinges, Bottom Locking Device And Center Hinge With Handle

ORGLSDF-501-D

End Panel With Top Roller And Bottom Roller Guide



Calculation of Glass Weight


Thickness of Glass	Approx Weight per sq.ft
6mm	1.40 Kg
8mm	1.85 Kg
10mm	2.35 Kg
12mm	2.95 Kg

For Ordering Information for Glass Sliding Folding System - 511 H Please Refer to Page No 27



ORGLSDF-511 H

Wall To Glass Connected Hinges



ORGLSDF-511 B

Glass to Glass Connector with Locking Stopper



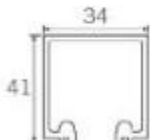
ORGLSDF-511 C

Intermediate Roller with Guide Roller



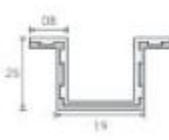
ORGLSDF-511 D

End Roller with Guide Roller



OR-SGF-012

Top Aluminium Track



OR-SG-043

Bottom Aluminium Track




ORGLSDF-501 B-H

Glass to Glass Connected Without Stopper



ORGLSDF-501 S

Glass Sliding Folding System Without Stopper



GLASS PREPARATION

GLASS SLIDING & FOLDING FITTINGS

PRODUCT OF SLIDING FITTINGS Stainless Steel 304



ORSLDF-501P-T-01
Top Pivot for 10 to 12mm
Satin Stainless Steel



ORSLDF-501P-B-02
Bottom Pivot for 10 to 12mm
Satin Stainless Steel



ORSLDF-501B-T-03
Glass to Glass Connecting
Top Hinges for 10 to 12mm
Satin Stainless Steel



ORSLDF-501B-B-04
Glass to Glass Connecting
Bottom Hinges With Locking Stopper
for 10 to 12mm Satin Stainless Steel



ORSLDF-501C-T-05
Glass to Glass Top Hinges
With Roller for 10 to 12mm
Satin Stainless Steel



ORSLDF-501C-B-06
Glass to Glass Bottom Hinges
With Roller Guide
for 10 to 12mm
Satin Stainless Steel



ORSLDF-501D-T-07
End Sliding Fitting With Top
Roller for 10 to 12mm
Satin Stainless Steel



ORSLDF-501D-B-08
End Sliding Fitting With Bottom
Guide for 10 to 12mm
Satin Stainless Steel



ORSLDF-511B-CH-09
Glass to Glass Center Hinges
With Handle for 10 to 12mm
Satin Stainless Steel



ORSLDF-511C-CH-10
Glass to Glass Center Hinges
for 10 to 12mm
Satin Stainless Steel



ORSLDF-501H-A-11
Wall to Glass Hinges
for 10 to 12mm
Satin Stainless Steel



ORSLDF-501S
Glass to Locking Single Stopper
for 10 to 12mm
Satin Stainless Steel



OR-SGF-012
Aluminium Anodize Top Track
Size: 3600mm/4800mm
(AL/PSS)



OR-SC-043
Aluminium Anodize Bottom Track
Size: 3600mm/4800mm
(AL/PSS)



SHOWER GLASS SLIDING SYSTEM - 051

FEATURES

- Maximum Weight Wearing Of The Shower Room: 85Kg
- There Are No Drilled Holes In The Guide Rails Ordered By Users. Holes Shall Be Made During Installation
- Every Type Can Install 90° Dual-Open, 90° Single-Open And 180°

MATERIAL

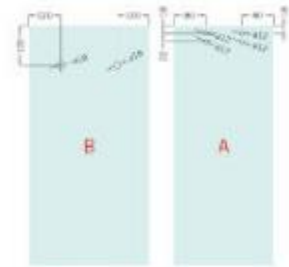
Solid Stainless Steel-304

GLASS DOOR THICKNESS

08 to 12 mm

FINISHES

SSS /PSS



Ⓞ Glass Preparation



OR-SGSF-051 2-mtr

- OR-SGSF-051 : Sliding Door Roller - 2Pcs.
- OR-SGSF-052 : Track to Glass Clamp-2Pcs
- OR-SGSF-053 : Door Stopper - 2Pcs
- OR-SGSF-054 : Side Bracket - 2Pcs
- OR-SL-11 : Floor Guide -1Pcs

AS PER REQUIRE

- OR-SGSF-055 : Rectangle Track - 2mtr
- OR-SGH-01 to 06 : Sliding Handle

OR-SGSF-051 2.5-mtr

- OR-SGSF-051 : Sliding Door Roller - 2Pcs.
- OR-SGSF-052 : Track to Glass Clamp-2Pcs
- OR-SGSF-053 : Door Stopper - 2Pcs
- OR-SGSF-054 : Side Bracket - 2Pcs
- OR-SL-11 : Floor Guide -1Pcs

AS PER REQUIRE

- OR-SGSF-055 : Rectangle Track - 2.5mtr
- OR-SGH-01 to 06 : Sliding Handle



OR-SGSF-051

Shower Sliding Glass Roller for Rectangle Track



OR-SGSF-052

Clamp for Fixing Rectangle Track to Glass



OR-SGSF-053

Door Stopper for Roller Rectangle Track



OR-SGSF-054

Side Bracket for Rectangle Track



OR-SGSF-055

Rectangle Track



OR-SL-11

Floor Guide



GLASS SLIDING HANDLE

Square or Round

SHOWER GLASS SLIDING SYSTEM - 085

FEATURES

- Maximum Weight Wearing Of The Shower Room: 65Kg
- There Are No Drilled Holes In The Guide Rails Ordered By Users. Holes Shall Be Made During Installation
- Every Type Can Install 90° Dual-Open, 90° Single-Open And 180°

MATERIAL


Solid Stainless Steel-304

GLASS DOOR THICKNESS


08 to 12 mm

FINISHES

SSS / PSS



① Glass Preparation



OR-SGSF-085 2-mtr

- OR-SGSF-085 : Sliding Door Roller - 2Pcs.
- OR-SGSF-086 : Track to Glass Clamp-2Pcs
- OR-SGSF-087 : Track Holder -2Pcs
- OR-SGSF-053 : Door Stopper - 2Pcs
- OR-SGSF-054 : Side Bracket - 2Pcs
- OR-SL-11 : Floor Guide -1Pcs

AS PER REQUIRE

- OR-SGSF-055 : Rectangle Track - 2mtr
- OR-SGH-01 to 06 : Sliding Handle

OR-SGSF-085 2.5-mtr

- OR-SGSF-085 : Sliding Door Roller - 2Pcs.
- OR-SGSF-086 : Track to Glass Clamp-2Pcs
- OR-SGSF-087 : Track Holder -2Pcs
- OR-SGSF-053 : Door Stopper - 2Pcs
- OR-SGSF-054 : Side Bracket - 2Pcs
- OR-SL-11 : Floor Guide -1Pcs

AS PER REQUIRE

- OR-SGSF-055 : Rectangle Track - 2.5mtr
- OR-SGH-01 to 06 : Sliding Handle



OR-SGSF-085

Shower Sliding Glass Roller for Rectangle Track



OR-SGSF-086

Track to Glass Holder



OR-SGSF-087

Support for Rectangle Track



OR-SGSF-053

Door Stopper for Roller Rectangle Track



OR-SGSF-054

Side Bracket for Rectangle Track



OR-SGSF-055

Rectangle Track

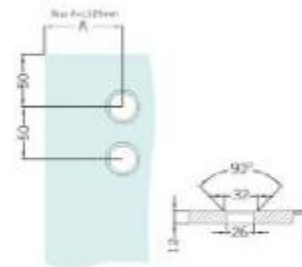


OR-SL-11

Floor Guide

SHOWER GLASS SLIDING SYSTEM - 022

MATERIAL	GLASS DOOR THICKNESS	WEIGHT CAPACITY	FINISHES
Solid Stainless Steel-304	10 to 12 mm	150 Kg.	SSS



④ Glass Preparation



OR-SGF-022 SET (FLAT)

- OR-SGF-022 : Sliding Door Roller - 2Pcs.
- OR-SGF-024 : Support Clamp Glass to Track - 4Pcs.
- OR-SGF-026 R : End Stopper Right - 1Pcs.
- OR-SGF-026 L : End Stopper Left - 1Pcs.
- OR-SGF-030 : End Track Cap - 2Pcs.

AS PER REQUIRE

- OR-SGF-023 : Support Clamp Wall to Track
- OR-SGF-025 : Support Clamp Ceiling to Track
- OR-SGF-027 : End Stopper Round
- OR-SGF-028 : Wall Socket for Track
- OR-SGF-029 : Round Track
- OR-SL-11 : Floor Guide
- OR-SGH-01 to 06 : Sliding Handle



OR-SGF-022
Swift Glass Sliding Door Roller(Flat)



OR-SGF-023
Support Clamp Wall to Track



OR-SGF-024
Support Clamp Glass to Track



OR-SGF-025
Support Clamp Ceiling to Track



OR-SGF-026 L
End Stopper Right



OR-SGF-026 R
End Stopper Right



OR-SGF-027
End Stopper Round



OR-SGF-028
Wall Socket for Track



OR-SGF-029
Round Track



OR-SGF-030
End Track Cap



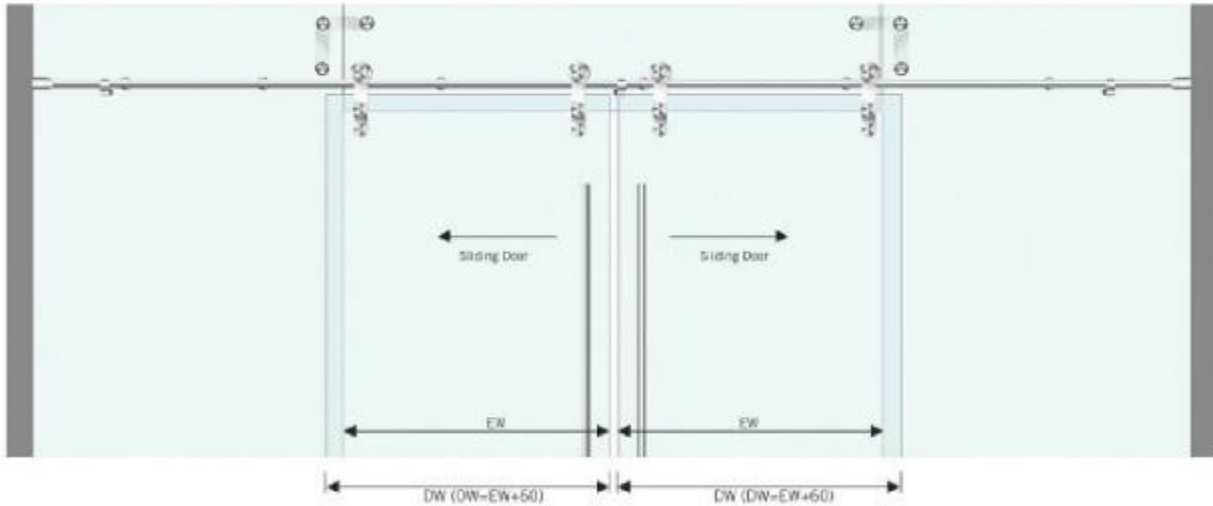
OR-SL-11
Floor Guide



GLASS SLIDING HANDLE
Square or Round

SWIFT GLASS SLIDING SYSTEM - 033

MATERIAL	GLASS DOOR THICKNESS	WEIGHT CAPACITY	FINISHES
Solid Stainless Steel-304	10 to 12 mm	150 Kg.	SSS

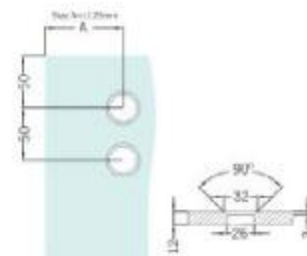


OR-SGF-033 SET (ROUND)

- OR-SGF-033 : Sliding Door Roller - 2Pcs
- OR-SGF-024 : Support Clamp Glass to Track - 4Pcs.
- OR-SGF-026 R : End Stopper Right - 1Pcs.
- OR-SGF-026 L : End Stopper Left - 1pcs.
- OR-SGF-030 : End Track Cap - 2Pcs.

AS PER REQUIRE

- OR-SGF-023 : Support Clamp Wall to Track
- OR-SGF-025 : Support Clamp Ceiling to Track
- OR-SGF-027 : End Stopper Round
- OR-SGF-028 : Wall Socket for Track
- OR-SGF-029 : Round Track
- OR-SL-11 : Floor Guide
- OR-SGH-01 to 06 : Sliding Handle



FEATURES

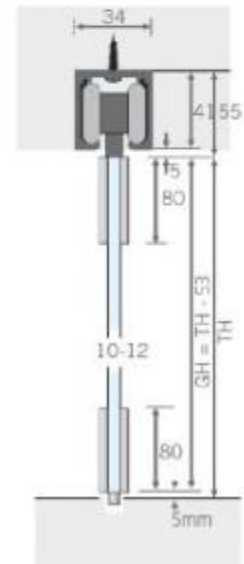
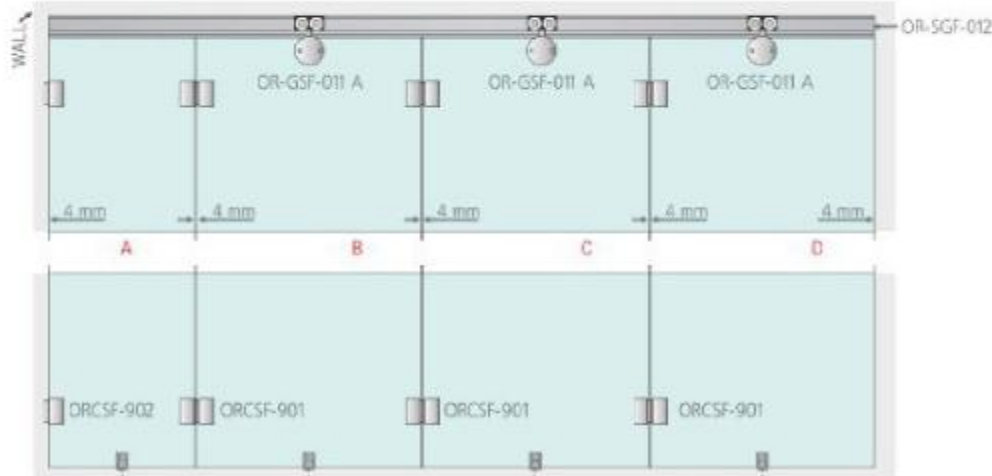
- Advanced Glass Center Folding Mechanism For Up To 6 Frameless Glass Panels With Professional Design Concept.
- Center Folding System Is Designed For Both Interior And Exterior Applications.
- Panels are Connected Using A Hinges System.
- Nylon Wheels Integrated Bearing for Quite Easy Running.
- Minimum Panel Width : 500mm

MATERIAL

Solid Stainless Steel - 304

FINISHES

• SSS • PSS



ORCSF - 903

Start Panel With Top And Bottom Wall To Glass Hinge

ORCSF - 903

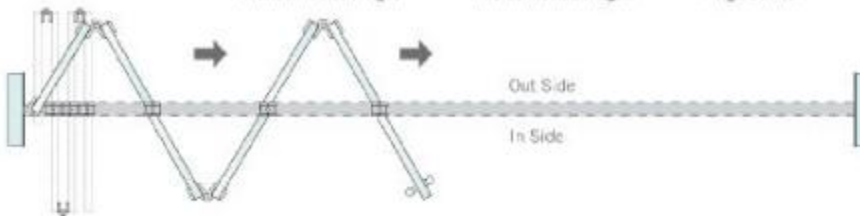
Folding Panel With Top Roller, Top & Bottom Glass To Glass Interconnected Hinges

ORCSF - 903

Folding Panel With Top Roller, Top & Bottom Glass to Glass Interconnected Hinges

ORCSF - 903

End Panel With Top Roller And Connected Hinge Device



OR-GSF-011 A

Glass Sliding Door Roller



OR-CSF-901

Glass to Glass Interconnecting Hinges



OR-CSF-902

Wall To Glass Connecting Hinges



OR-CSF-903

Turn Knob Bottom Lock



OR-CSF-904

Strike Box for OR-CSF-903



OR-CSF-012

Aluminium Anodize Top Track



WEATHER SEAL

Clear Self-Adhesive Translucent Seal




DR-SGHL-521

Glass to Glass and Wall to Glass Lock

Ordering Information for Glass Sliding Folding System - 501 P

				
PRODUCTS CODE	ORGSLDF-501 P	ORGSLDF-501 B	ORGSLDF-501 C	ORGSLDF-501 D
NO. OF PANELS 02	01 SET	01 SET	---	01 SET
NO. OF PANELS 03	01 SET	01 SET	01 SET	---
NO. OF PANELS 04	01 SET	02 SET	01 SET	01 SET
NO. OF PANELS 05	01 SET	02 SET	02 SET	---
NO. OF PANELS 06	01 SET	03 SET	02 SET	01 SET





Ordering Information for Glass Sliding Folding System - 511 P

				
PRODUCTS CODE	ORGSLDF-511 P	ORGSLDF-511 B	ORGSLDF-511 C	ORGSLDF-501 D
NO. OF PANELS 02	01 SET	01 SET	---	01 SET
NO. OF PANELS 03	01 SET	01 SET	01 SET	---
NO. OF PANELS 04	01 SET	02 SET	01 SET	01 SET
NO. OF PANELS 05	01 SET	02 SET	02 SET	---
NO. OF PANELS 06	01 SET	03 SET	02 SET	01 SET

Ordering Information for Glass Sliding Folding System - 501 H

				
PRODUCTS CODE	ORGSLDF-501 H	ORGSLDF-501 B	ORGSLDF-501 C	ORGSLDF-501 D
NO. OF PANELS 02	01 SET	01 SET	---	01 SET
NO. OF PANELS 03	01 SET	01 SET	01 SET	---
NO. OF PANELS 04	01 SET	02 SET	01 SET	01 SET
NO. OF PANELS 05	01 SET	02 SET	02 SET	---
NO. OF PANELS 06	01 SET	03 SET	02 SET	01 SET

Ordering Information for Glass Sliding Folding System - 511 H

				
PRODUCTS CODE	ORGSLDF-511 H	ORGSLDF-511 B	ORGSLDF-511 C	ORGSLDF-501 D
NO. OF PANELS 02	01 SET	01 SET	---	01 SET
NO. OF PANELS 03	01 SET	01 SET	01 SET	---
NO. OF PANELS 04	01 SET	02 SET	01 SET	01 SET
NO. OF PANELS 05	01 SET	02 SET	02 SET	---
NO. OF PANELS 06	01 SET	03 SET	02 SET	01 SET

GLASS SLIDING LOCK Stainless Steel 304 (SSS)



**OR-SGHL-521
(Glass to Glass)**
Glass Sliding Door Handle
With Lock



**OR-SGHL-5222
(Wall to Glass)**
Glass Sliding Door Handle
With Lock



**OR-SGHL-523
(Glass to Glass)**
Glass Sliding Push Lock



**OR-SGHL-524
(Glass to Wall or Wood)**
Glass Sliding Push Lock

GLASS SLIDING DOOR HANDLE Stainless Steel 304 (SSS/PSS)



OR-SGH-01
Glass Sliding Rectangle Door
Handle for 10mm to 12mm



OR-SGH-02
Glass Sliding Square Door
Handle for 10mm to 12mm



OR-SGH-03
Glass Sliding Round Door
Handle for 10mm to 12mm



OR-SGH-04
Glass Sliding Round Door
Handle for 10mm to 12mm



OR-SGH-05
Glass Sliding Rectangle Door
Handle for 10mm to 12mm



OR-SGH-06
Glass Sliding Rectangle Door
Handle for 10mm to 12mm



GLASS HANDLES WITH LOCK

GLASS HANDLES WITH LOCKS

Zinc Alloy with S.S. 304 Cover Plate



**OR-SGHL-525
(Wall to Glass)**
Glass Door Lock With Mortise
Lock and Handle



**OR-SGHL-525 S
(Wall to Glass)**
Glass Door Lock With Mortise
Lock and Handle With Strike Box



**OR-SGHL-526
(Wall to Glass)**
Glass Door Lock And
Handle



**OR-SGHL-526 S
(Glass to Glass)**
Glass Door Lock And
Handle With Strike Box



**OR-SGHL-527
(Wall to Glass)**
Glass Door Mortise Latch
with Handle



**OR-SGHL-527 S
(Wall to Glass)**
Glass Door Mortise Latch
and Handle with Strike Box



**OR-SGHL-528
(Wall to Glass)**
Glass Door Lock



**OR-SGHL-528 S
(Glass to Glass)**
Glass Door Lock
with Strike Box



**OR-SGHL-529
(Wall to Glass)**
Glass Door Lock with
Pull Handle



**OR-SGHL-529 S
(Glass to Glass)**
Glass Door Lock with Pull
Handle and Strike Box

GLASS DOOR LOCKS Zinc Alloy (SSS/PSS)



OR-GL-01(Wall to Glass)
Glass Door Turn Knob Lock
(Square) for 08mm to 12mm



OR-GL-01A (Glass to Glass)
Glass Door Turn Knob Lock
(Square) With Strike Box
for 08mm to 12mm



OR-GL-02(Glass to Glass)
One Side Key One Side Knob
With Three Regular Key Glass
Door Lock for 08mm to 12mm
Zinc Alloy Body S.S Cover
Plate



OR-GL-02 B(Glass to Glass)
Both Side Key with Three Regular Key
Glass Door Lock for 08mm to 12mm
Zinc Alloy Body S.S Cover
Plate



OR-GL-03(Wall to Glass)
One Side Knob One Side Key
With Three Regular Key Glass
Door Lock for 08mm to 12mm
Zinc Alloy Body S.S Cover
Plate



OR-GL-03 B(Wall to Glass)
Both Side Key with Three Computer Key
Glass Door Lock for 08mm to 12mm
Zinc Alloy Body S.S Cover
Plate



OR-GL-04(Wall to Glass)
Glass Door Turn Knob Lock
(Round) for 08mm to 12mm



OR-GL-04 A(Glass to Glass)
Strike Box for OR-GL-04 for 08mm
to 12mm

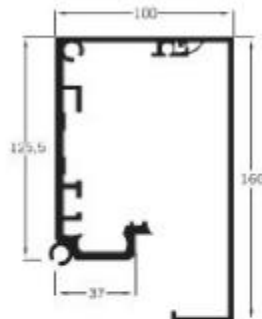
AUTOMATIC SENSOR DOOR'S SYSTEM



FEATURES

- High Efficiency Permanent Magnet Brushless Servo Motor
- Ensure High Torque, Enabling High Speed And Capable of Driving Higher Door Weights.
- Lower Energy Consumption And Zero Maintenance.
- Highest Precision Level Achieved.
- Direct Driving Reduction Gear
- Ensure Low Noise.
- Upgrade Driving Efficiency After Deducting Pulley Belt
- Alloy, Heat Treated Steel Gear
- Hrc Hardness Up To 420
- Long Life Cycle (2 Million) With Standing High Torsion Moment In Startup And Reduction of Running Noise.

Concealed Aluminium



Concealed stainless


Surface-Mounted

Mode	HEAD-150 DC	
Engine Case Structure	Aluminium case	
Opening Speed	45 cm / sec / leaf	
Closing Speed	12- 45 cm / sec / leaf (adjustable)	
Slow Speed	3 - 6 cm / sec / leaf (adjustable)	
Driving Belt	Timing- belt : 58mm -10mm width	
Driving Block	Permanent Magnet brushless servo motor and direct drive single gear box.	
Motor Power	Power Rating	45 W
	Starting Power	180 W
Weight of Door	120 Kg (*150 Kg)	90 Kg x 2 (*120 kg x 2)
Length of Frame	4.2 m	
Hanger Roller	Ø38 Engineering Plastic x 2 Wheels (Balance mechanism, Self-cleaning mechanism)	
Hold Opening Force	0.5 ~ 20 Sec (adjustable)	
Manual Opening Force	Press by low push force	
Temperature Range	-30C ~ -60 C	
Auto Reverse	Only in The Normal Speed Area, Not in The Slow Down Area.	
Multi-Function	Breakout (Swing open), Side Screen Safety, Battery Low and Fire System Connectable (Optional)	
Additional Function	Door Lock and UPS (Optional)	

GLASS SLIDING FITTINGS



OR-GSF-011
Glass Sliding Fitting



FEATURES

- Stainless Steel Body
- Updated Nylon Wheels with Integrated Bearings
- Easy to Assemble and Dismantle the Glass
- Trouble Free Operation
- For Straight Glass Sliding Door

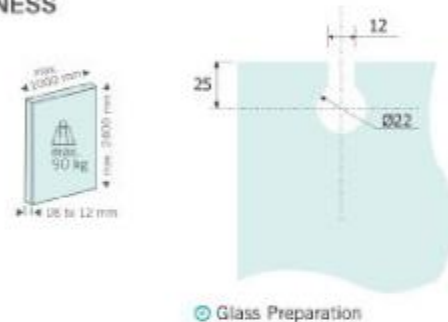
MATERIAL	FINISHES	GLASS DOOR THICKNESS
Solid Stainless Steel 304	SSS	08 to 12mm

OR-GSF-011 SET

- OR-GSF-011 : Glass Sliding Door Roller-2Pcs
- OR-SGF-016 : Stopper-2Pcs
- OR-SL-11 : Floor Guide - 1Pcs

AS PER REQUIRE

- OR-SGF-012 : Aluminium Track
- OR-SGF-013 : Double Track
- OR-SGF-014 : Single Track with One Side Fix
- OR-SGF-015 : Wall to Track Fixer
- OR-SGF-017 : End Bracket for Sliding Track



OR-GSF-011 B
Glass Sliding Fitting (Square)



FEATURES

- Stainless Steel Body
- Updated Nylon Wheels with Integrated Bearings
- Easy to Assemble and Dismantle the Glass
- Trouble Free Operation
- For Straight Glass Sliding Door

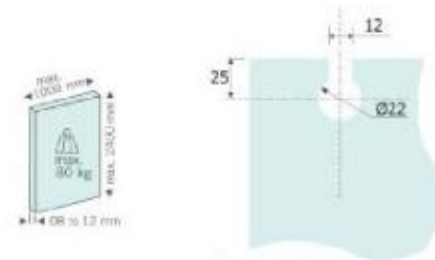
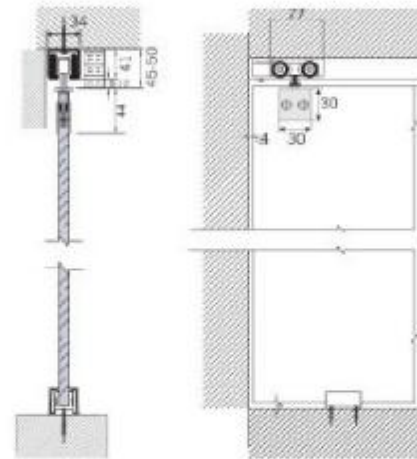
MATERIAL Solid Stainless Steel 304
GLASS DOOR THICKNESS 08 to 12 mm
FINISHES SSS

OR-GSF-011B SET

- OR-GSF-011B : Glass Sliding Door Roller-2Pcs.
- OR-SGF-016 : Stopper-2Pcs
- OR-SL-11 : Floor Guide 1Pcs.

AS PER REQUIRE

- OR-SGF-012 : Aluminium Track
- OR-SGF-013 : Double Track
- OR-SGF-014 : Single Track with One Side Fix
- OR-SGF-015 : Wall to Track Fixer
- OR-SGF-017 : End Bracket for Sliding Track



⊙ Glass Preparation

OR-GSF-011 C
Glass Sliding Fitting (Round)



FEATURES

- Stainless Steel Body
- Updated Nylon Wheels with Integrated Bearings
- Easy to Assemble and Dismantle the Glass
- Trouble Free Operation
- For Straight Glass Sliding Door

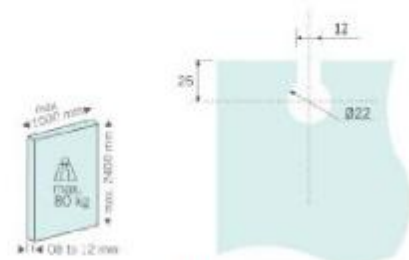
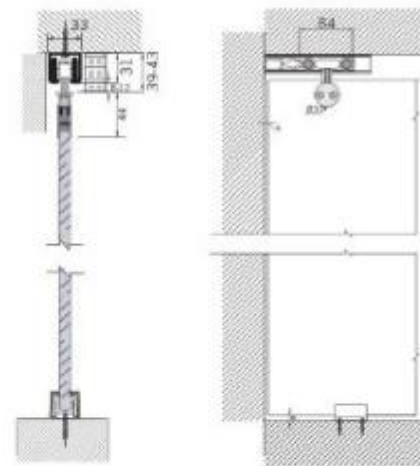
MATERIAL solid stainless steel-304
GLASS DOOR THICKNESS 08 to 12 mm
FINISHES SSS

OR-GSF-011 C SET

- OR-GSF-011C : Glass Sliding Door Roller-2Pcs
- OR-SGF-018 : Stopper - 2Pcs
- OR-SL-11 : Floor Guide 1 Pcs.

AS PER REQUIRE

- OR-SLD-055 S : Aluminium Anodize Track Size: 3600mm | 4800mm
- OR-SGF-015 : Wall to Track Fixer
- OR-SGF-017 : End Bracket for Sliding Track

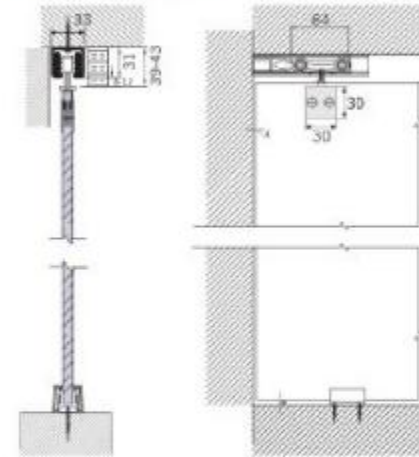


⊙ Glass Preparation

GLASS SLIDING FITTINGS

OR-GSF-011 D

Glass Sliding Fitting (Square)



FEATURES

- Stainless Steel Body
- Updated Nylon Wheels Integrated Bearings
- Easy to Assemble and Dismantle the Glass
- Trouble Free Operation
- For straight Glass Sliding Door

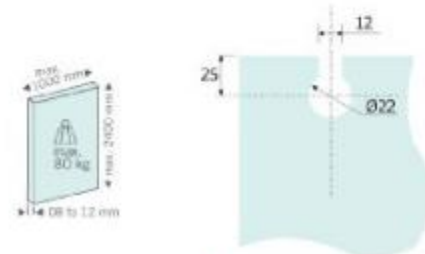
MATERIAL	GLASS DOOR THICKNESS	FINISHES
Solid Stainless Steel-304	08 to 12 mm	SSS

OR-GSF-011 D SET

- OR-GSF-011D : Glass Sliding Door Roller - 2Pcs.
- OR-SGF-018 : Stopper - 2Pcs
- OR-SL-11 : Floor Guide - 1pcs

AS PER REQUIRE

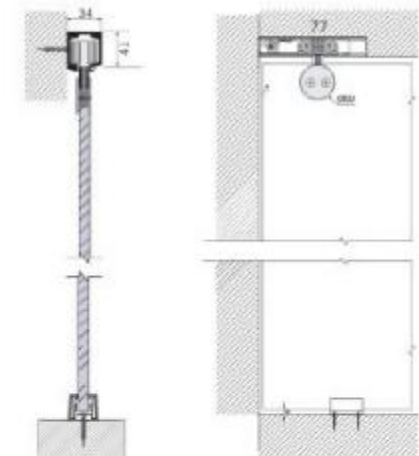
- OR-SLD-055S : Aluminium Anodize Track Size: 3600mm 4800mm
- OR-SGF-015 : Wall to Track Fixer
- OR-SGF-017 : End Bracket for Sliding Track



⊙ Glass Preparation

OR-GSF-011 A

Glass Sliding Fitting



FEATURES

- Stainless Steel Body
- Updated Nylon Wheels Integrated Bearings
- Easy to Assemble and Dismantle the Glass
- Trouble Free Operation
- For Straight Glass Sliding Door

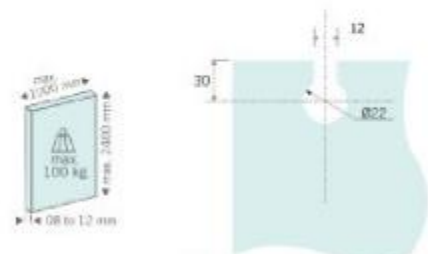
MATERIAL	GLASS DOOR THICKNESS	FINISHES
Solid Stainless Steel-304	08 to 12 mm	SSS

OR-GSF-011 D SET

- OR-GSF-011A : Glass Sliding Door Roller - 2Pcs.
- OR-SGF-016 : Stopper - 2Pcs
- OR-SL-11 : Floor Guide - 1pcs

AS PER REQUIRE

- OR-SGD-012 : Aluminium Track
- OR-SGF-013 : Double Track
- OR-SGF-014 : Single Track with One Side Fix
- OR-SGF-015 : Wall to Track Fixer
- OR-SGF-017 : End Bracket for Sliding Track



⊙ Glass Preparation

OR-GSH-033
Glass Sliding Fitting (Offset)



FEATURES

- Stainless Steel Body
- Updated Nylon wheels with Integrated Bearings
- Easy to Assemble and Dismantle the Glass
- Trouble Free Operation
- For Straight Glass Sliding Door

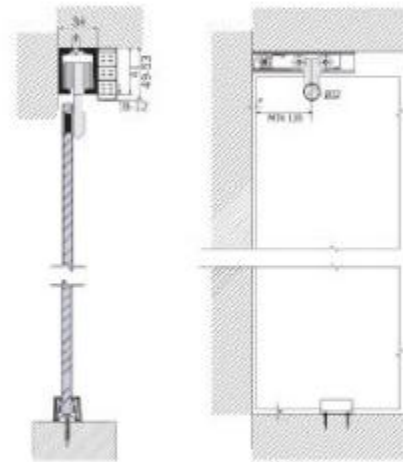
MATERIAL Solid Stainless Steel-304	FINISHES SSS	GLASS DOOR THICKNESS 08 to 12mm
--	------------------------	---

OR-GSF-033 SET

- OR-GSF-033 : Glass Sliding Door Roller - 2Pcs.
- OR-SGF-016 : Stopper - 2Pcs
- OR-SL-11 : Floor Guide - 1pcs

AS PER REQUIRE

- OR-SGD-012 : Aluminium Track
- OR-SGF-013 : Double Track
- OR-SGF-014 : Single Track with One Side Fix
- OR-SGF-015 : Wall to Track Fixer
- OR-SGF-017 : End Bracket for Sliding Track



OR-GSF-34 A
Glass Sliding Fitting (Rectangle)



FEATURES

- Stainless Steel Body
- Updated Nylon wheels with Integrated Bearings
- Easy to Assemble and Dismantle the Glass
- Trouble Free Operation
- For Straight Glass Sliding Door

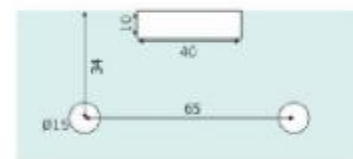
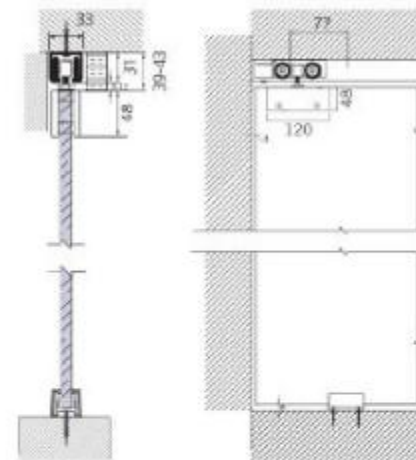
MATERIAL Solid Stainless Steel-304	FINISHES SSS	GLASS DOOR THICKNESS 08 to 12mm
--	------------------------	---

OR-GSF-034 A SET

- OR-GSF-034 A : Glass Sliding Door Roller - 2Pcs.
- OR-SLD-057 : Stopper - 2Pcs
- OR-SL-11 : Floor Guide - 1pcs

AS PER REQUIRE

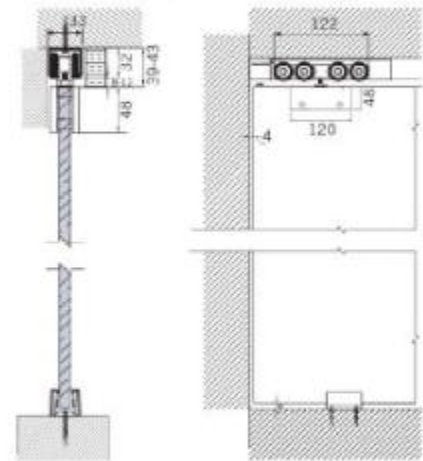
- OR-SLD-055 : Aluminium Anodize Track Size : 3600mm | 4800mm
- OR-SGF-015 : Wall to Track Fixer
- OR-SGF-017 : End Bracket for Sliding Track



GLASS SLIDING FITTINGS

OR-GSF-034 B

Glass Sliding Fitting (Rectangle)



FEATURES

- Stainless Steel Body
- Updated Nylon wheels with Integrated Bearings
- Easy to Assemble and Dismantle the Glass
- Trouble Free Operation
- For Straight Glass Sliding Door

MATERIAL

Solid Stainless Steel-304

FINISHES

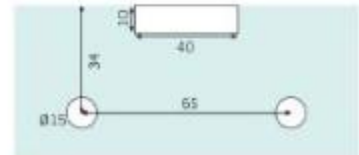
SSS

OR-GSF-034 B SET

- OR-GSF-034 B : Glass Sliding Door Roller - 2Pcs.
- OR-SLD-057 : Stopper - 2Pcs
- OR-SL-11 : Floor Guide - 1pcs

AS PER REQUIRE

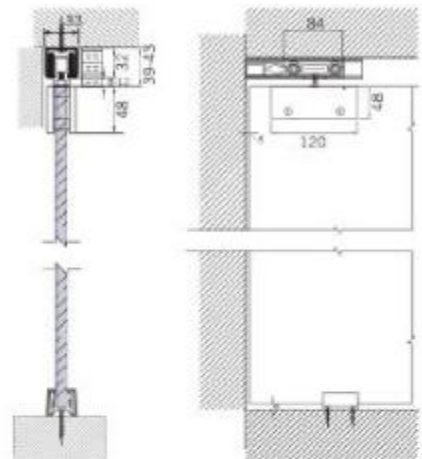
- OR-SLD-055 : Aluminium Anodize Track Size : 3600mm | 4800mm
- OR-SGF-015 : Wall to Track Fixer
- OR-SGF-017 : End Bracket for Sliding Track



⊙ Glass Preparation

OR-GSF-034 C

Glass Sliding Fitting (Rectangle)



FEATURES

- Stainless Steel Body
- Updated Nylon wheels with Integrated Bearings
- Easy to Assemble and Dismantle the Glass
- Trouble Free Operation
- For Straight Glass Sliding Door

MATERIAL

Solid Stainless Steel-304

FINISHES

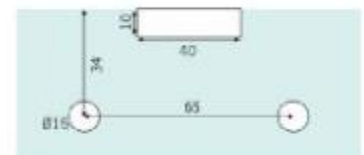
SSS

OR-GSF-034 C SET

- OR-GSF-034 C : Glass Sliding Door Roller - 2Pcs.
- OR-SGF-018 : Stopper - 2Pcs
- OR-SL-11 : Floor Guide - 1pcs

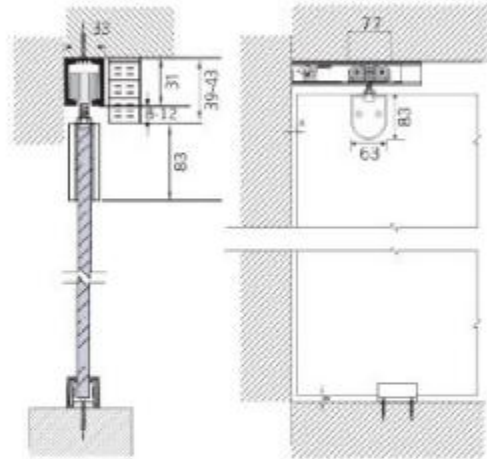
AS PER REQUIRE

- OR-SLD-055 S : Aluminium Anodize Track Size : 3600mm | 4800mm
- OR-SGF-015 : Wall to Track Fixer
- OR-SGF-017 : End Bracket for Sliding Track



⊙ Glass Preparation

OR-GSF-035 A
Glass Sliding Fitting (Half Round)



FEATURES

- Metal Alloy Body
- Updated Nylon wheels with Integrated Bearings
- Easy to Assemble and Dismantle the Glass
- Trouble Free Operation
- For Straight Glass Sliding Door

MATERIAL
Zinc Alloy

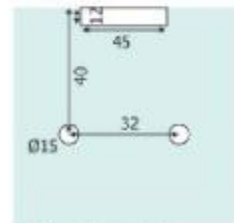
FINISHES
SSS

OR-GSF-035 A SET

- OR-GSF-035 A : Glass Sliding Door Roller - 2Pcs.
- OR-SLD-057 : Stopper - 2Pcs
- OR-SL-11 : Floor Guide - 1pcs

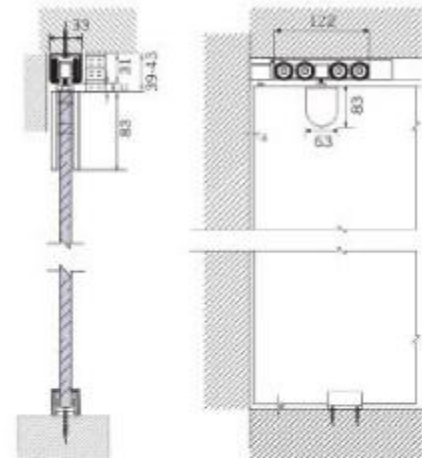
AS PER REQUIRE

- OR-SLD-055 : Aluminium Anodize Track Size : 3600mm | 4800mm
- OR-SGF-015 : Wall to Track Fixer
- OR-SGF-017 : End Bracket for Sliding Track



Glass Preparation

OR-GSF-035 B
Glass Sliding Fitting (Half Round)



FEATURES

- Metal Alloy Body
- Updated Nylon wheels with Integrated Bearings
- Easy to Assemble and Dismantle the Glass
- Trouble Free Operation
- For Straight Glass Sliding Door

MATERIAL
Zinc Alloy

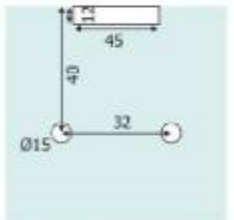
FINISHES
SSS

OR-GSF-035 B SET

- OR-GSF-035 B : Glass Sliding Door Roller - 2Pcs.
- OR-SLD-057 : Stopper - 2Pcs
- OR-SL-11 : Floor Guide - 1pcs

AS PER REQUIRE

- OR-SLD-055 : Aluminium Anodize Track Size : 3600mm | 4800mm
- OR-SGF-015 : Wall to Track Fixer
- OR-SGF-017 : End Bracket for Sliding Track

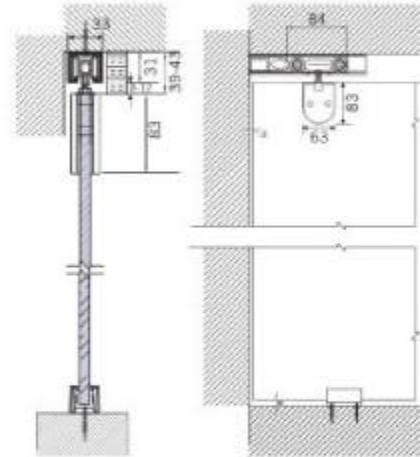


Glass Preparation

GLASS SLIDING FITTINGS

OR-GSF-035 C

Glass Sliding Fitting (Half Round)



FEATURES

- Metal Alloy Body
- Updated Nylon wheels with Integrated Bearings
- Easy to Assemble and Dismantle the Glass
- Trouble Free Operation
- For Straight Glass Sliding Door

MATERIAL

Zinc Alloy

FINISHES

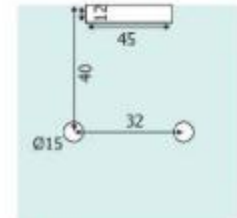
SSS

OR-GSF-035 C SET

- OR-GSF-035 C : Glass Sliding Door Roller - 2Pcs.
- OR-SGF-018 : Stopper - 2Pcs
- OR-SL-11 : Floor Guide - 1pcs

AS PER REQUIRE

- OR-SLD-055 S : Aluminium Anodize Track Size : 3600mm | 4800mm
- OR-SGF-015 : Wall to Track Fixer
- OR-SGF-017 : End Bracket for Sliding Track



⊙ Glass Preparation




OR-SGF-012

Aluminium Anodize Top Track
Size : 3600mm | 4800mm
(AL/PSS)



OR-SGF-013

Aluminium Anodize Double Track
Size : 3600mm | 4800mm
(AL/PSS)



OR-SGF-014

Single Track with One Side Roller
Size : 3600mm | 4800mm
(AL/PSS)



OR-SGF-015

Wall to Track Fixer
Size : 3600mm | 4800mm
(AL/PSS)



OR-SGF-016

Stopper
PVC Solid



OR-SGF-017

End Bracket for Sliding Track
PVC Solid (White)



OR-SGF-018

Door Stopper
PVC Solid



OR-SGF-019

Clamp for Fixing Sliding Track into Glass
Stainless Steel 304(SSS)

WOODEN SLIDING FITTING SYSTEM

OR-SLD-053

Sliding Fitting for Wooden Door (Four Wheels)



FEATURES

- Metal Alloy Body
- Updated Nylon wheels with Integrated Bearings
- Trouble Free Operation
- For Straight Wood Sliding Door
- Satin Stainless Steel Finish

OR-SLD-053 SET

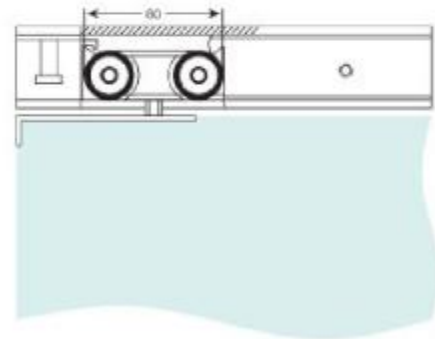
- Wooden Door Roller Roller 2Pcs.
- Stopper 2Pcs.

AS PER REQUIRE

- OR-SLD-055 : Aluminium Track
Size 3600mm / 4800mm



OR-SLD-055



OR-SLD-054

Sliding Fitting for Wooden Door (Eight Wheels)



FEATURES

- Metal Alloy Body
- Updated Nylon wheels with Integrated Bearings
- Trouble Free Operation
- For Straight Wood Sliding Door
- Satin Stainless Steel Finish

OR-SLD-054 SET

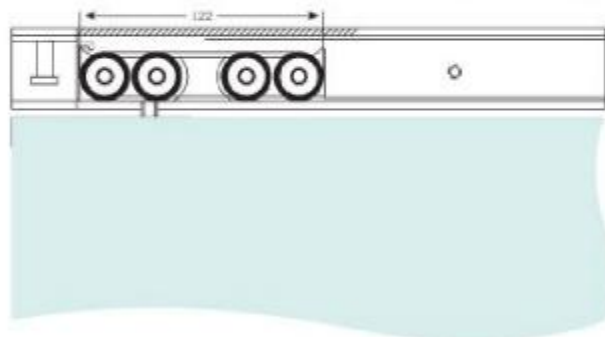
- Wooden Door Roller Roller 2Pcs.
- Stopper 2Pcs.

AS PER REQUIRE

- OR-SLD-055 : Aluminium Track
Size 3600mm / 4800mm



OR-SLD-055



GLASS GLAZING PROFILE

OR-LGP-092

Interlocking Glazing Profile

FEATURES

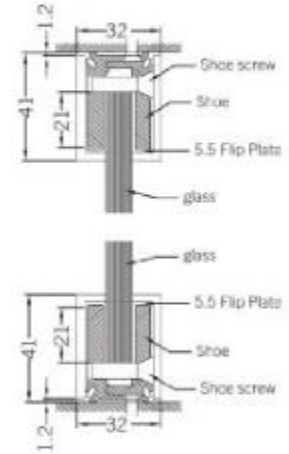
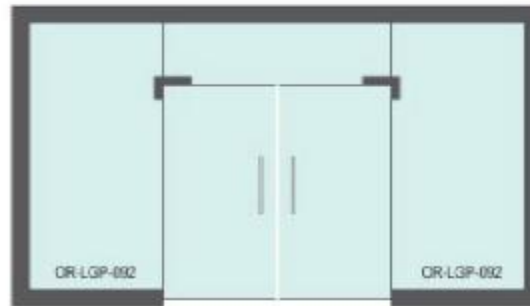
- Aluminium Anodize Profile
- Simple and Faster Installation
- Deep in Profile and Uniform Grip on all edges of Glass adds Strength to glazings
- Available Size 10 feet
- Supplied in Pair

MATERIAL

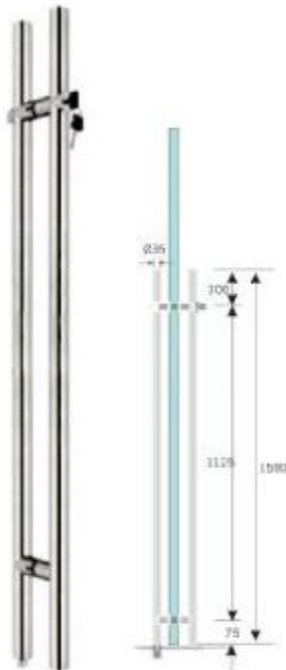
Aluminium Anodize

FINISHES

Aluminium Anodize
Polished Stainless Steel




GLASS DOOR HANDLES WITH LOCK



OR-PH-08

Glass Door Handle with Lock H Type (Round)
for 10mm to 12mm Glass and Wooden Door
Size : 1500mm Full Size (SSS/PSS)



OR-PH-08 S

Glass Door Handle with Lock H Type (Square)
for 10mm to 12mm Glass and Wooden Door
Size : 1500mm Full Size (SSS/PSS)



POINT FIXING CONNECTOR

POINT FIXING CONNECTOR Stainless Steel 304 (SSS/PSS)



OR-SGSF-074
Single Point Fixing Non-Adjustable for 06mm Glass



OR-SGSF-075
Single Point Fixing Adjustable for 08.5mm to 10.5mm Glass Adjusted



OR-SGSF-076
Single Point Fixing Adjustable for 10.5mm to 12.5mm Glass Adjusted



OR-SGSF-077
Single Point Fixing Adjustable for 12.5mm to 14.5mm Glass Adjusted



OR-SGSF-078
Single Point Fixing Adjustable for 14mm to 18mm Glass Adjusted



OR-SGSF-079
Single Point Fixing Adjustable for 18mm to 22mm Glass Adjusted



OR-SGSF-080
Single Point Fixing Adjustable for 22mm to 26mm Glass Adjusted



OR-SGSF-081
Single Point Fixing for Pipe Non-Adjustable for 06mm Glass



OR-PF-01
Glass to Glass Corner Connector Both Side can Adjusted Angle
Size : 60 | 82 | 103mm
Available Solid Stainless Steel 304



OR-PF-02
Wall to Glass Corner Connector Both Side can Adjusted Angle
Size : 60 | 82 | 103mm
Available Solid Stainless Steel 304



OR-PF-03
Glass to Wall Corner Connector Glass One Side can Adjusted Angle
Size : 75 | 103mm
Available Solid Stainless Steel 304



OR-PF-04
Clamping Connector for Fin Glass to Glass four Direction Side can Adjusted Angle
Size : 60 | 82 | 103mm
Available Solid Stainless Steel 304

POINT FIXING CONNECTOR

POINT FIXING CONNECTOR Stainless Steel 304 (SSS/PSS)



OR-PF-05
Glass to Wall Corner Connector
Both Side Non-Adjusted Angle
Size : 60mm



OR-PF-06
Glass to Glass Connector With
Center Connecting Rod Both
Side Can Adjusted
Size : 82 | 103mm



OR-PF-07
Wall To Glass Connector
Non-Adjustable



OR-PF-08
Glass to Glass Connector
90° Non-Adjustable



OR-OF-T
Installation Tool



OR-FMD-33
Glass Floor Mounting
Half Door Stopper

GLASS HINGES Zinc Alloy



OR-ZSH-17
Glass Pivot for
06mm to 10mm



OR-DGH-01
Wall To Glass Hinges Big
For 04mm to 08mm



OR-DGH-02
Wall To Glass Hinges Small
For 04mm to 08mm



OR-DGH-04
Glass To Glass Hinges Big
For 04mm to 08mm

MORTISE HANDLES

MORTISE HANDLES Stainless Steel 304 (SSS/PSS)



OR-RH-01
Mortise Handle 22mm
Round Pipe



OR-RH-02
Mortise Handle 22mm
Round Pipe



OR-RH-03
Mortise Handle 22mm
Round Pipe



OR-RH-04
Mortise Handle 22mm
Round Pipe



OR-RH-05
Mortise Handle 19mm
Round Pipe



OR-RH-06
Mortise Handle Solid Casted



OR-RH-07
Mortise Handle Solid Casted



OR-RH-08
Mortise Handle Solid Casted



OR-RH-09
Mortise Handle Solid Casted



OR-RH-10
Mortise Handle Solid Casted



OR-RH-11
Mortise Handle Solid Casted



OR-RH-12
Mortise Handle Solid Casted

MORTISE HANDLES Stainless Steel 304 (SSS/PSS)



OR-RH-13
Mortise Handle Solid Casted



OR-RH-14
Mortise Handle Solid Casted



OR-RH-15
Mortise Handle Solid Casted



OR-RH-16
Mortise Handle 22mm
Round Pipe



OR-RH-17
Mortise Handle Solid Casted



OR-RH-18
Mortise Handle Solid Casted



OR-RH-19
Mortise Handle Solid Casted



OR-RH-20
Mortise Handle 20mm
Square Pipe



OR-RH-21
Mortise Handle Solid Casted



OR-RH-22
Mortise Handle Solid Casted



OR-RH-23
Mortise Handle Solid Casted



OR-RH-24
Mortise Handle Solid Casted



OR-RH-25
Mortise Handle Solid Casted



OR-RHKH-01
Round Key Hole



OR-RHKH-02
Square Key Hole

MORTISE LOCKS & CYLINDERS

MORTISE LOCKS



OR- ML-200
Mortise Lock Body with Strike Plate for Wooden Door, Applied with Mortise Handle&Cylinder
Finish : SS/Black



OR- ML-200
Mortise Dead Lock with Strike Plate for Wooden Door, Applied with Cylinder
Finish : SS/Black



OR- ML-300
Mortise Baby Latch with Strike Plate for Wooden Door, Applied with Mortise Handle
Finish : SS/Black



OR- ML-400
Mortise Lock Body Three Bullet with Strike Plate for Wooden Door, Applied with Mortise Handle&Cylinder
Finish : SS/Black



OR-OSK-60|70|80|90|100
One Side Key & One Side Knob Cylinder with Regular Three Key
Finish : BN/AB



OR-OSK-M 60|70|80|90|100
One Side Key & One Side Knob Cylinder with Computer Five Key (Master Key)
Finish : BN/AB



OR-BSK-60|70|80|90|100
Both Side Key Cylinder with Regular Three Key
Finish : BN/AB



OR-BSK-M 60|70|80|90|100
Both Side Key Cylinder with Computer Five Key (Master Key)
Finish : BN/AB



OR-CS-60|70|80
Bathroom (Coin) Cylinder with One Side Knob
Finish : BN/AB



OR-HCY-OSK-40
Half Cylinder One Side Knob
Finish : BN/AB



OR-HCY-40
One Side Key Half Cylinder with Regular Three Key
Finish : BN/AB

GLASS DOOR HANDLES Stainless Steel 304 (SSS/PSS/COMBI)



OR-PH-01
Glass Door Handle H Type
for 08mm to 12mm

Center to Center of Hole	Handle Diameter
200 250mm	22 25 32 38 mm
300 350mm	22 25 32 38 mm
400 450mm	22 25 32 38 mm
500 550mm	22 25 32 38 mm
600 650mm	22 25 32 38 mm
900 1100mm	22 25 32 38 mm
1200 1800mm	22 25 32 38 mm
2400 2600mm	22 25 32 38 mm



OR-PH-02
Glass Door Handle D Type
for 08mm to 12mm

Center to Center of Hole	Handle Diameter
200 250mm	19 22 25 32 mm
300 350mm	19 22 25 32 mm
400 450mm	19 22 25 32 mm
500 550mm	19 22 25 32 mm
600 650mm	19 22 25 32 mm
900 1100mm	19 22 25 32 mm
1200 1800mm	19 22 25 32 mm
2400 2600mm	19 22 25 32 mm



OR-PH-03
Glass Door Handle S Type
for 08mm to 12mm

Center to Center of Hole	Handle Diameter
200mm	22 25 32 mm
250mm	22 25 32 mm
300mm	22 25 32 mm
350mm	22 25 32 mm
400mm	22 25 32 mm
450mm	22 25 32 mm
500mm	22 25 32 mm
600mm	22 25 32 mm



OR-PH-04
Glass Door Handle
for 08mm to 12mm

Center to Center of Hole	Handle Diameter
200mm	22 25 32 mm
250mm	22 25 32 mm
300mm	22 25 32 mm
350mm	22 25 32 mm
400mm	22 25 32 mm
450mm	22 25 32 mm
500mm	22 25 32 mm
600mm	22 25 32 mm



OR-PH-05 | 05 A
PH-05 : Glass Handle Double Band
PH-05 A : Glass Handle Single Band
for 08mm to 12mm

Center to Center of Hole	Handle Diameter
200mm	22 25 32 mm
250mm	22 25 32 mm
300mm	22 25 32 mm
350mm	22 25 32 mm
400mm	22 25 32 mm
450mm	22 25 32 mm
500mm	22 25 32 mm
600mm	22 25 32 mm



OR-PH-06
Glass Door Handle for
08mm to 12mm

Center to Center of Hole	Handle Diameter
200mm	22 25 32 mm
250mm	22 25 32 mm
300mm	22 25 32 mm
350mm	22 25 32 mm
400mm	22 25 32 mm
450mm	22 25 32 mm
500mm	22 25 32 mm
600mm	22 25 32 mm



OR-PH-07
Glass Door Handle Square
for 08mm to 12mm

Center to Center of Hole	Handle Diameter
200mm	22 25 32 mm
250mm	22 25 32 mm
300mm	22 25 32 mm
350mm	22 25 32 mm
400mm	22 25 32 mm
450mm	22 25 32 mm
500mm	22 25 32 mm
600mm	22 25 32 mm



OR-PH-09
Glass Door Handle for
08mm to 12mm

Center to Center of Hole	Handle Diameter
200mm	22 25 32 mm
300mm	22 25 32 mm
350mm	22 25 32 mm
400mm	22 25 32 mm
450mm	22 25 32 mm
500mm	22 25 32 mm
550mm	22 25 32 mm
600mm	22 25 32 mm

GLASS FITTINGS ACCESSORIES Stainless Steel 202, 304



OR-GF-303



OR-GF-319



OR-GF-320



OR-GF-321



OR-GF-325



OR-GF-327



OR-GF-328



OR-GF-340




OR-GF-341



OR-GF-342

Oral





Qvaid®



Tel: 00971 65266833

Fax: 00971 65285752

email: tashyeed.gt@gmail.com